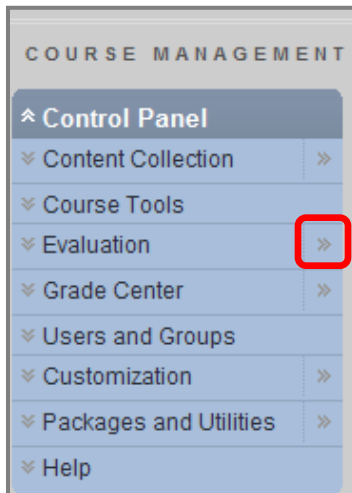


## Performance Dashboard

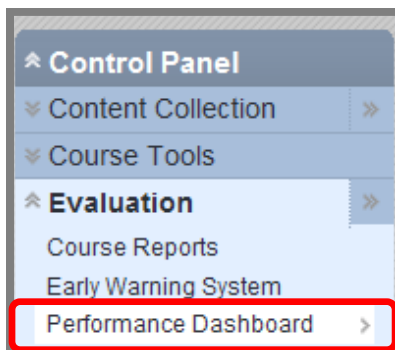
The **Performance Dashboard** provides an up-to-date snapshot view of the activity for all students in your course. Information appears in a table format, and includes data such as a student's name and S#, when they last accessed the course, number of Discussion Board postings, and Adaptive Release information. The Performance Dashboard contains some of the same information accesses through reports, in quick format that allows instructors to easily access the progress of the entire class.

Follow these step-by-step instructions to access the **Performance Dashboard**:


1. Locate the Control Panel on the Course Management section of the Course Menu. Click on the Evaluation button *Action Link*.



2. In the "Evaluation" menu of the Control Panel, click **Performance Dashboard**.










3. The **Performance Dashboard** page opens. Each column with an icon, or a blue underline is an interactive hyperlink.



## Performance Dashboard

The Performance Dashboard provides an up-to-date report on the activity for all students. Information appears in a table format. Click the arrow in the header row of a column to sort the table data by that column. [More Help](#)



<u>Last Name</u>	<u>First Name</u>	<u>Username</u>	<u>Role</u>	<u>Last Course Access</u>	<u>Days Since Last Course Access</u>	<u>Review Status</u>	Adaptive Release	<u>Discussion Board</u>	<u>Early Warning System</u>	View Grades
Garza	Ulysses	student2	Student	Never	Never	<u>0</u>		1	:	
Merrit	Stanton	student1	Student	Never	Never	<u>0</u>		<u>2</u>	:	
Byers	Carissa	student3	Student	Never	Never	<u>0</u>		1	:	

4. Here is an explanation of the data in each column:
- a. **Review Status:** Displays the number of Content Items that have been reviewed by a user. Click the link for a detailed view of Content Items reviewed.
  - b. **Adaptive Release:** Displays a Course map of every Content area in the site. The map uses icons to indicate whether content items and folders are visible or invisible to the user and whether the items have been reviewed.
  - c. **Discussion Board:** Displays the number of posts for the user. Click the link to display which Forums the user has posted to and statistics about each post. Forum names link to a Collection of posts for the user.
  - d. **Early Warning System:** Displays the number of warnings and the number of total rules that result in a warning for a user. Click the link to open the Early Warning System page for the user.
  - e. **View Grades:** Click the icon to display the Grade Center.