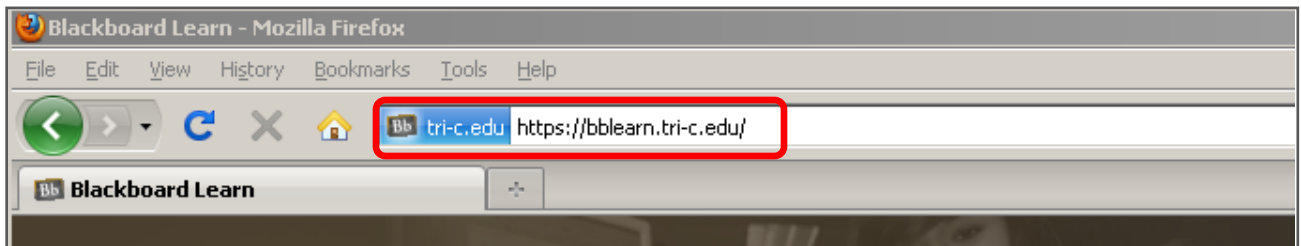


Faculty as Student Login

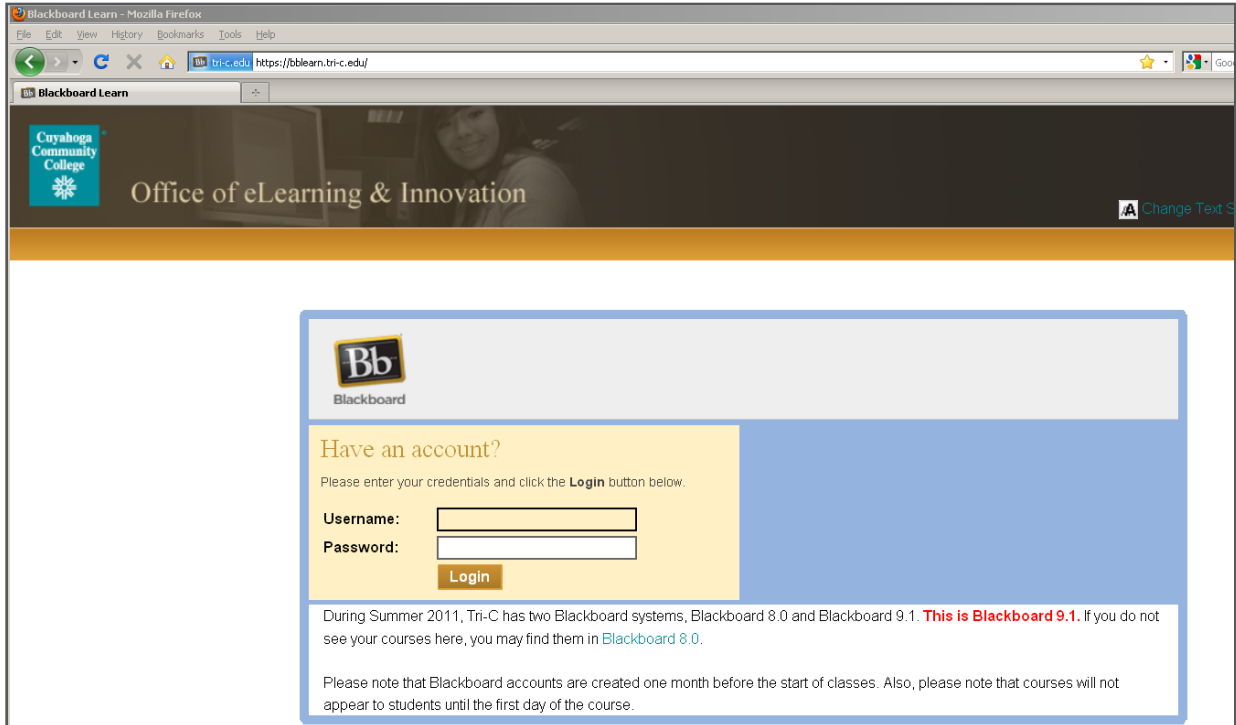
A **Faculty as Student** login is available for each instructor using Blackboard 9.1. The Login credentials were created in response to faculty requests to see all of Blackboard in the same way that students do. **Faculty as Student logins** allow faculty to see the whole site, including the *Discussion Board* and the *My Grades* area exactly as the students see them. Faculty as Student logins have access to courses at the same times that students have access to courses.

Follow these step-by-step instructions to login to Bb 9.1 as a student:

1. Navigate to the Blackboard 9.1 login page by typing <http://bblearn.tri-c.edu> into the URL address field.



2. The Blackboard 9.1 Login page will appear.





3. Type your Tri-C email (Jane.Student@tri-c.edu) into the *Username* field.

Have an account?

Please enter your credentials and click the **Login** button below.

Username:

Password:

Login

4. Type your Network password (the one you use for email) into the *Password* field.

Blackboard

Have an account?

Please enter your credentials and click the **Login** button below.

Username:

Password:

Login

During Summer 2011, Tri-C has two Blackboard systems, Blackboard 8.0 and Blackboard 9.1. **This is Blackboard 9.1.** If you do not see your courses here, you may find them in [Blackboard 8.0](#).

Please note that Blackboard accounts are created one month before the start of classes. Also, please note that courses will not appear to students until the first day of the course.

5. Select the *Login* button.

Blackboard

Have an account?

Please enter your credentials and click the **Login** button below.

Username:

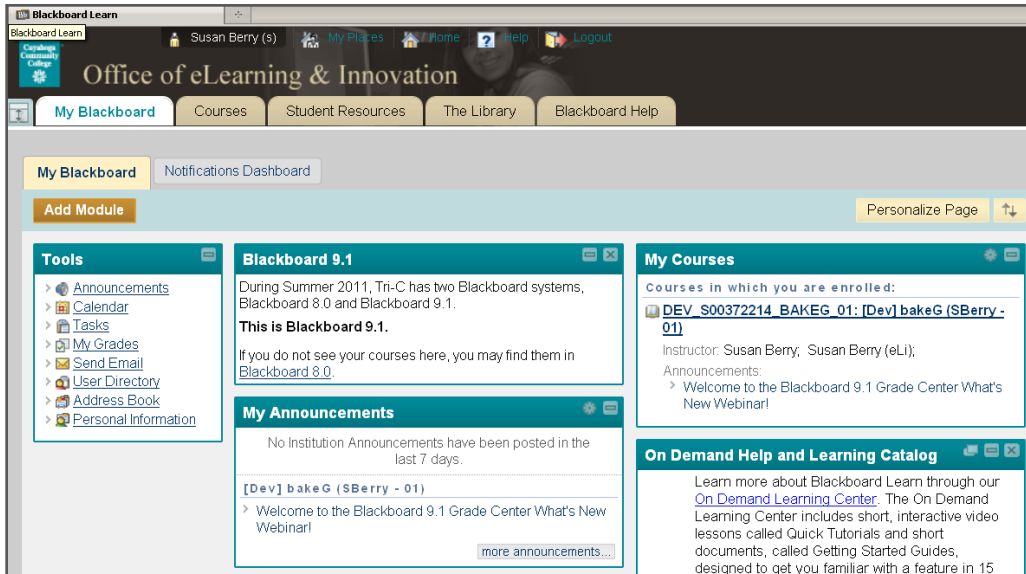
Password:

Login

During Summer 2011, Tri-C has two Blackboard systems, Blackboard 8.0 and Blackboard 9.1. **This is Blackboard 9.1.** If you do not see your courses here, you may find them in [Blackboard 8.0](#).

Please note that Blackboard accounts are created one month before the start of classes. Also, please note that courses will not appear to students until the first day of the course.

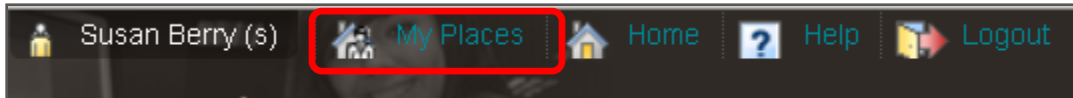
6. Blackboard will open.



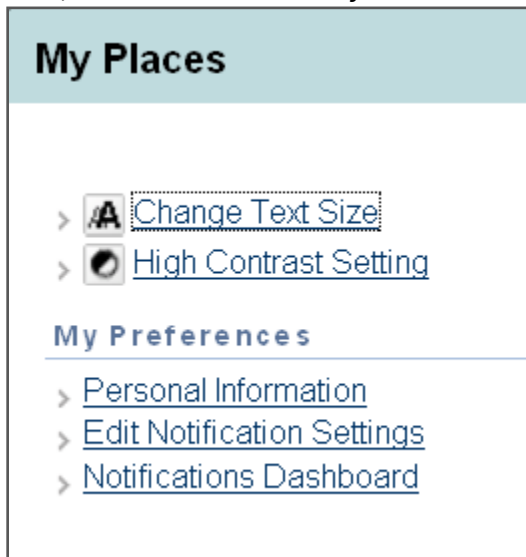
7. You can always tell that you are logged in as a student because an “S” will appear after your name.



8. If you'd like to receive email in your student account you will need to include the student account in the roster and activate the email. To include the **Faculty as Student** email in the roster click on the My Places link in the header.



9. Now, select the *Personal information* link on the *My Places* dashboard.



10. Select *Set Privacy Options*.

Personal Information

- » **Edit Personal Information**

Edit your Personal Information. Personal Information also allows you to set who can see your Personal Information.
- » **Personalize My Places**

Upload a personal avatar and set which links you want to display.
- » **Change Personal Settings**

Change Personal Settings. From this page you can change your Personal Information.
- » **Set Privacy Options**

Select which fields of your personal information you want to share.

11. Remove the check on the “Do not allow students to email me option” and on the “Do not display my name in the roster option”. **REMEMBER removing this check will allow student to send email to your student account, and to see your student account on the roster. If you do not want to receive email at this account leave the default settings in place.**

3. Email Options

Students in courses and organizations in which you are enrolled may email you unless you choose to not allow them to have the option to send email.

Do not allow students to email me

<input checked="" type="checkbox"/>	[Dev] Bb 9.1 Test (SBerry - 01)
<input checked="" type="checkbox"/>	BADM2010_H - Spring11 - CRN 19998 (Berry - Business Communication)
<input checked="" type="checkbox"/>	ENG2010_S - Spring11 - CRN 19997 (Berry - Creative Writing)
<input checked="" type="checkbox"/>	[Dev] Sberry 9Blank (SBerry - 01)

4. Roster Options

Your name is displayed in the Roster of courses and organizations in which you are enrolled unless you choose to not display it.

Do not display my name in the roster

<input checked="" type="checkbox"/>	[Dev] Bb 9.1 Test (SBerry - 01)
<input checked="" type="checkbox"/>	BADM2010_H - Spring11 - CRN 19998 (Berry - Business Communication)
<input checked="" type="checkbox"/>	ENG2010_S - Spring11 - CRN 19997 (Berry - Creative Writing)
<input checked="" type="checkbox"/>	[Dev] Sberry 9Blank (SBerry - 01)